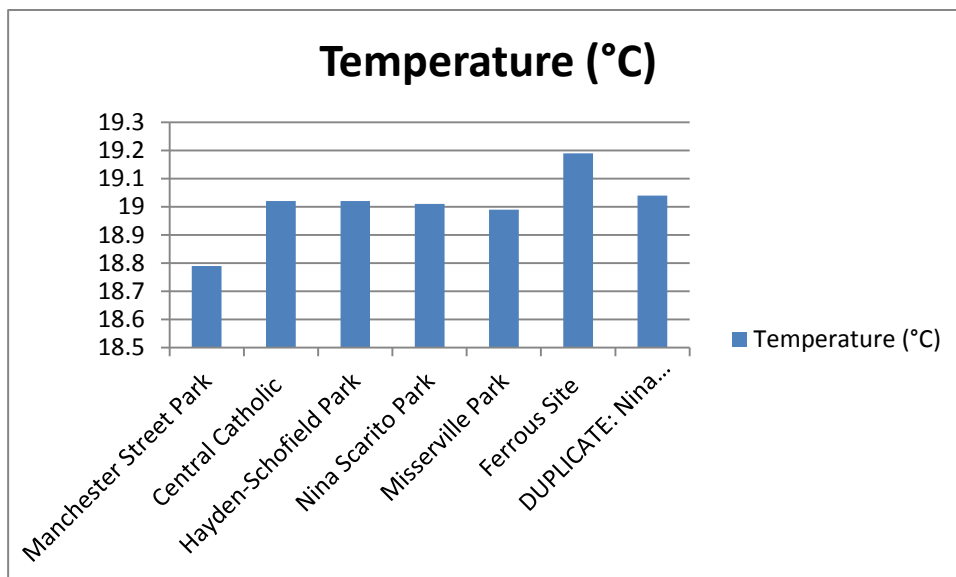
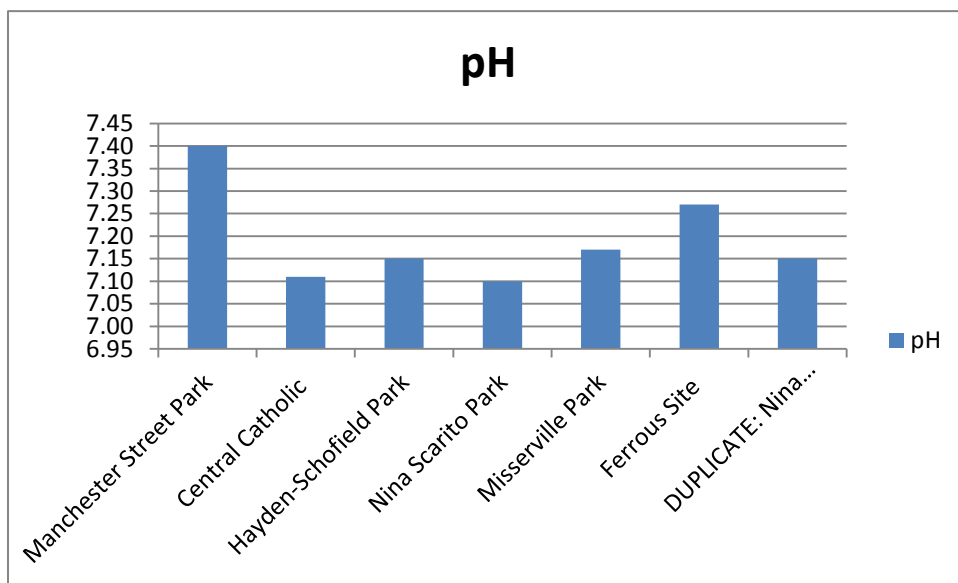
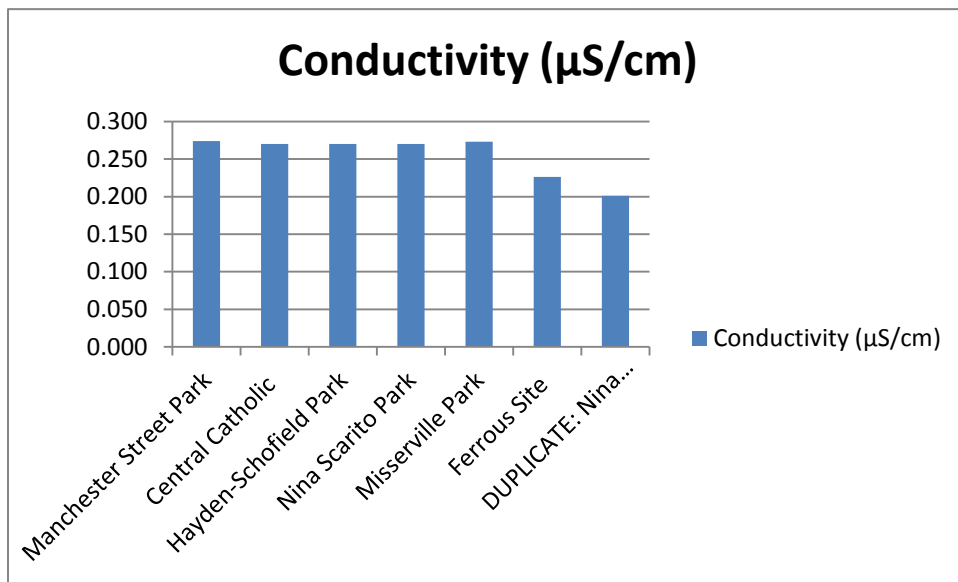
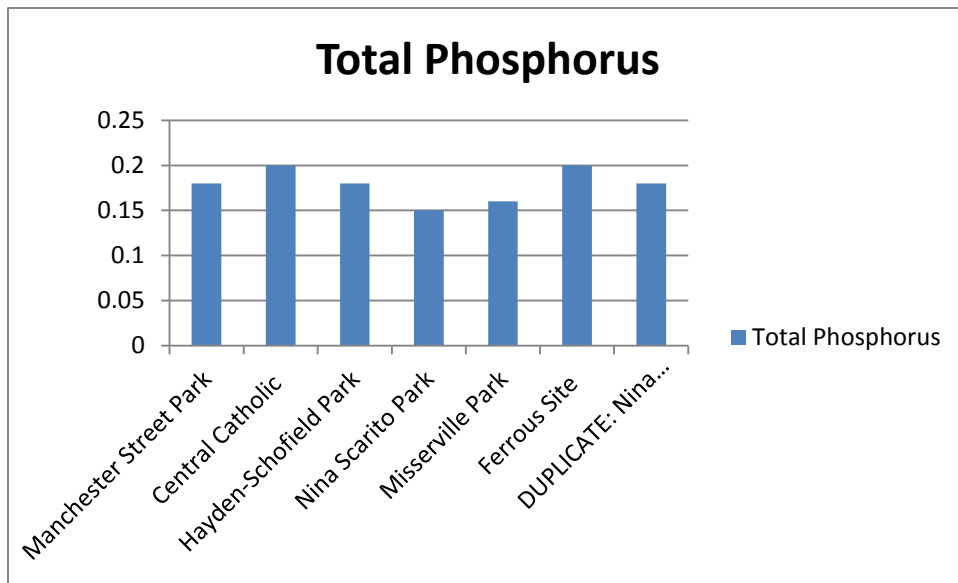


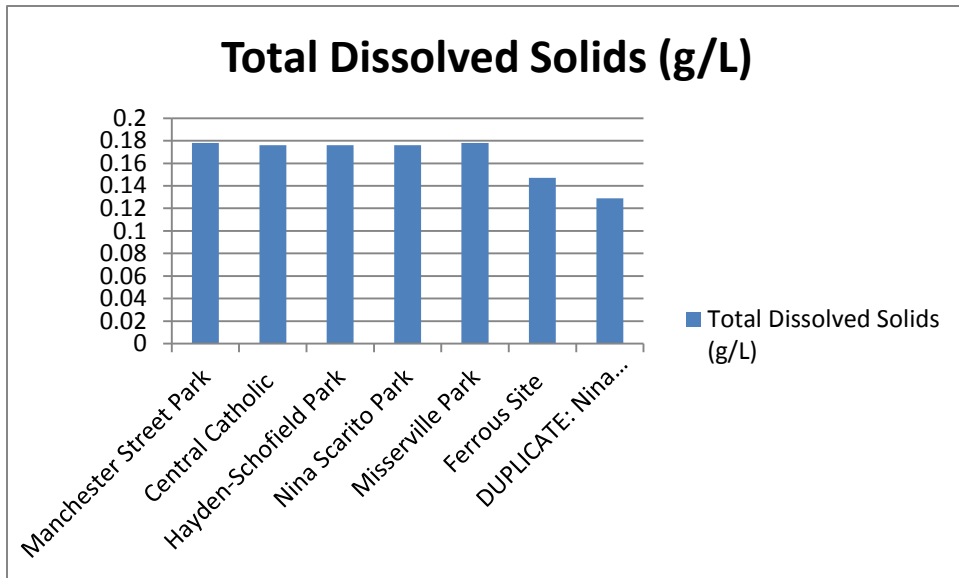


Spicket River Urban Waters – Water Quality Data July 2013

| July 13, 2013 | | | | | |
|------------------------------|------------------|-------------------------|----------------------|------|------------------------------|
| Parameter | | | | | |
| Site | Temperature (°C) | Dissolved Oxygen (mg/L) | Conductivity (µS/cm) | pH | Total Dissolved Solids (g/L) |
| Manchester Street Park | 18.79 | 8.21 | 0.274 | 7.40 | 0.178 |
| Central Catholic | 19.02 | 8.79 | 0.270 | 7.11 | 0.176 |
| Hayden-Schofield Park | 19.02 | 8.54 | 0.270 | 7.15 | 0.176 |
| Nina Scarito Park | 19.01 | 8.45 | 0.270 | 7.10 | 0.176 |
| Misserville Park | 18.99 | 8.39 | 0.273 | 7.17 | 0.178 |
| Ferrous Site | 19.19 | 8.41 | 0.226 | 7.27 | 0.147 |
| DUPLICATE: Nina Scarito Park | 19.04 | 8.66 | 0.201 | 7.15 | 0.129 |



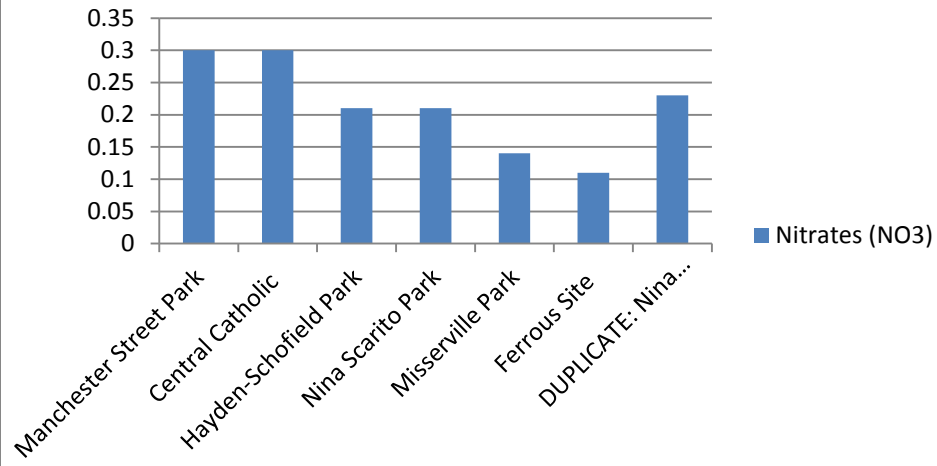




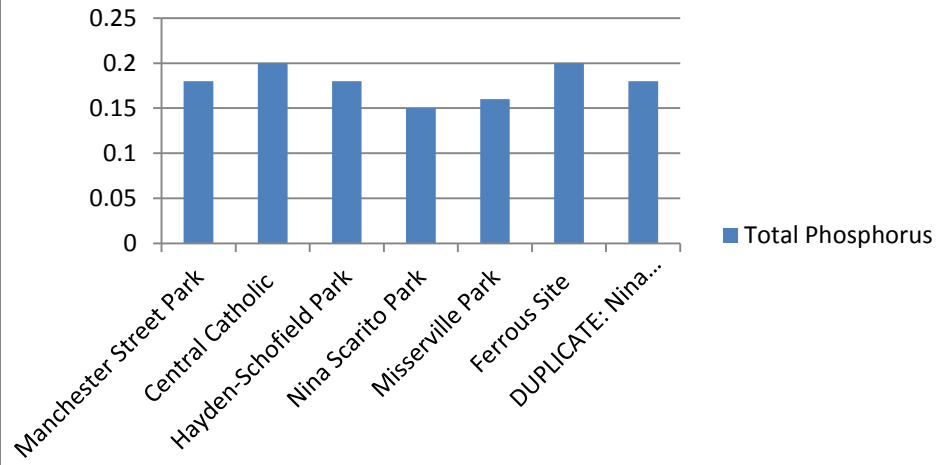
Nutrient (Nitrates, Total Phosphorus, and Orthophosphates) & Turbidity Data

| July 13, 2013 | | | | |
|-------------------------------------|----------------|------------------|-----------------|-----------|
| Parameter | | | | |
| Site | Nitrates (NO3) | Total Phosphorus | Orthophosphates | Turbidity |
| Manchester Street Park | 0.3 | 0.18 | None Detected | 3 |
| Central Catholic | 0.3 | 0.2 | None Detected | 4 |
| Hayden-Schofield Park | 0.21 | 0.18 | None Detected | 4 |
| Nina Scarito Park | 0.21 | 0.15 | None Detected | 4 |
| Misserville Park | 0.14 | 0.16 | None Detected | 4 |
| Ferrous Site | 0.11 | 0.2 | None Detected | 3 |
| DUPLICATE: Nina Scarito Park | 0.23 | 0.18 | None Detected | 4 |

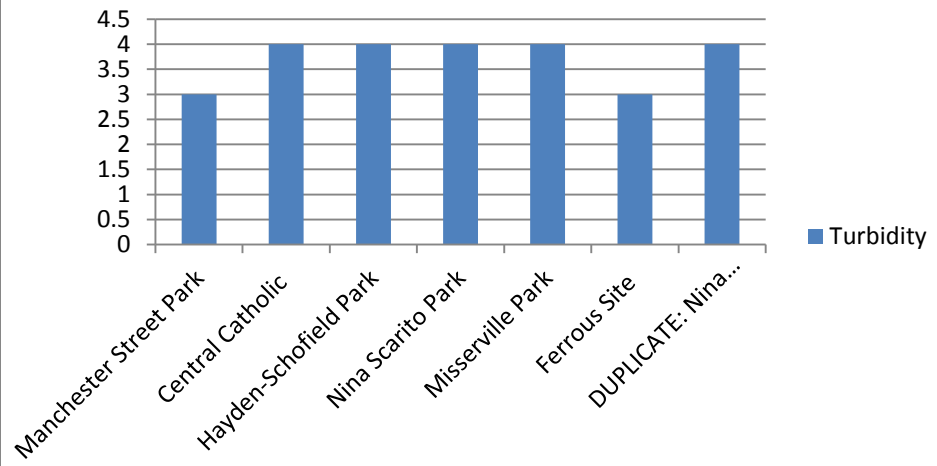
Nitrates (NO3)



Total Phosphorus



Turbidity



E. coli Data, by Station July 2013

